

The 13th International Metropolis Conference

October 31, 2008

Gendered Migration and Human Development: The Perspective of Origin Countries


Nana Oishi, Ph.D.

International Christian University



Outline

1. Introduction
2. Labor Market Changes?
3. Segmented Feminization of Migration
4. Gender-Differentiated Impact of Migration
5. Conclusion: Policy Implications



Introduction

- **Feminization of International Migration**
 - 49.6% of Global Migrants are Women.
 - More Migrant Women in:
 - Care Sectors in Industrialized Countries
 - The Retreat of the Welfare State
 - “Care Gap”
 - Manufacturing Sectors in Middle-Income Countries
 - “Race to the Bottom”

Labor Market Changes?

- **Feminization of Brain Drain** (OECD, 2007)
 - % of Migrant Women with Tertiary Education in OECD countries increased
- **Are Highly-Educated Migrant Women Getting Good Jobs?**

Philippines (POEA, 2008)

- **Migrant Women in Managerial-Administrative Positions**

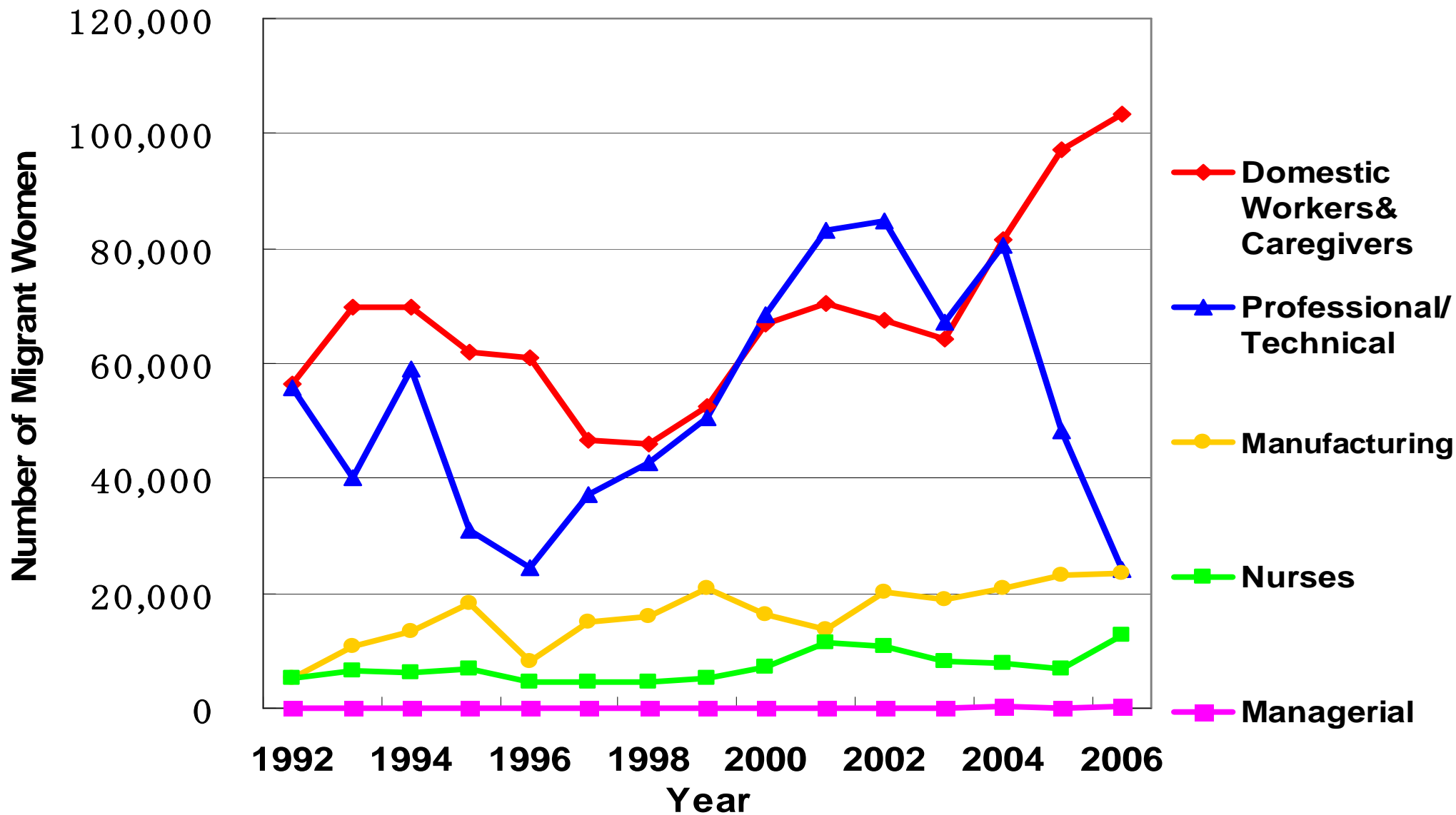
- Number: **47** (1992) → **289** (2006)
- % of Total Mig Women: **0.03%** (1992) → **0.15%** (2006)

Sri Lanka (SLBFE, 2008)

- **Migrant Women in Professional Jobs**

- Number: **18** (1994) → **97** (2005)
- % of Total Mig Women: **0.04%** (1994) → **0.09%** (2005)

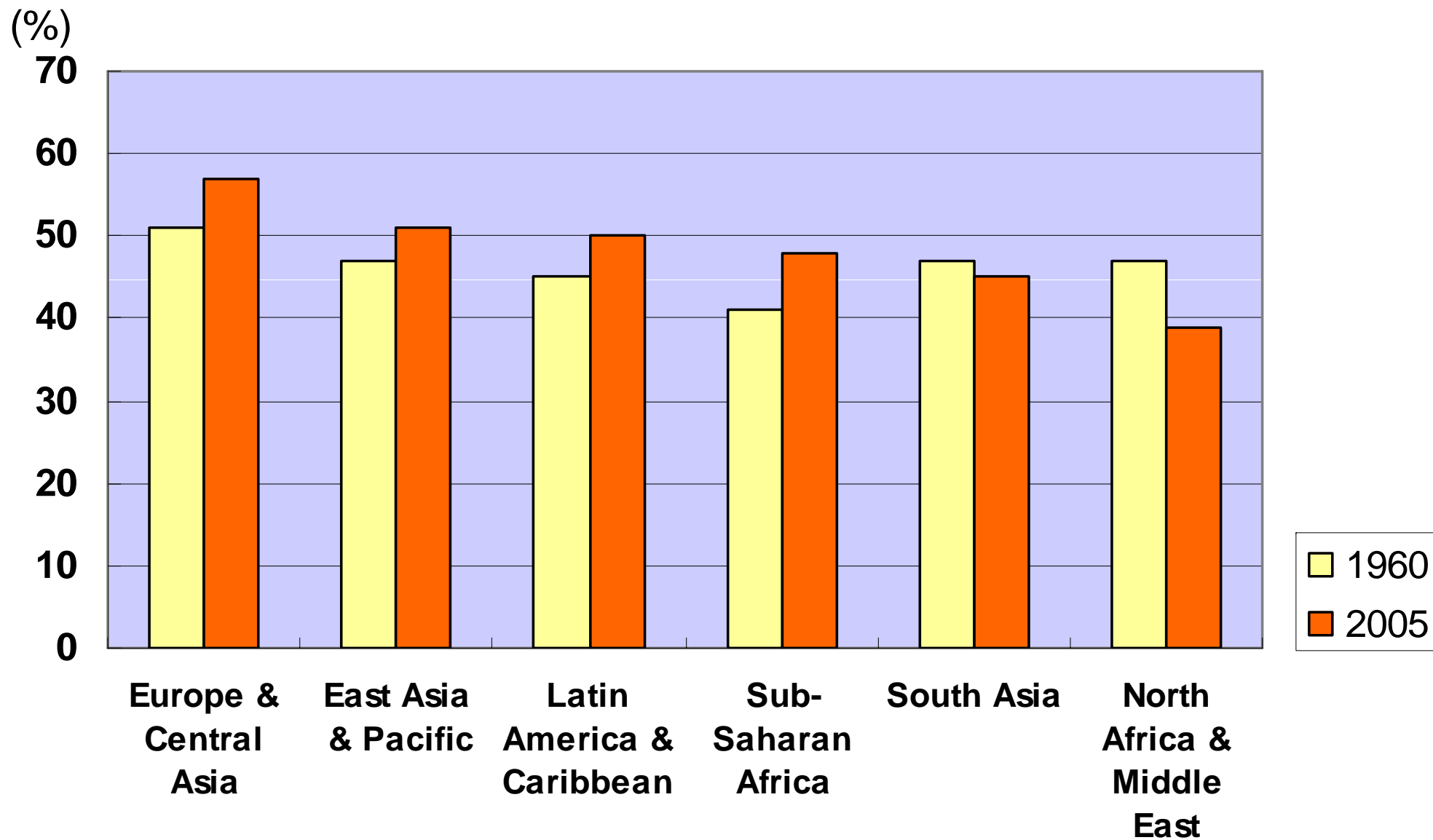
Labor Market Consistencies



Modest Feminization?

- **“Modest Feminization”** (World Bank, 2008)
 - % of Women among Migrants increased only by 2.8% over 45 years
- Feminization of Migration is Not a Universal but a “Segmented” Phenomenon
 - The Flows have been greatly feminized in some countries:
 - Women in Migratory Flows from Philippines
 - **18% (1980) → 70% (2000)**
- How is Female Migration Segmented and Why?

Regional Differences in Feminization



Source: United Nations (2005)

Segmented Feminization in Asia (c.2000)

<u>Country</u>	<u>% Women</u>	<u>Annual Outflows of</u> <u>Women</u>
Sri Lanka	65.3	133,000
Philippines	69.2	453,500
Indonesia	75.7	363,600
Pakistan	0.2	200
Bangladesh	0.3	800
India	9.3	342,000

Why Segmented Feminization?

	Receiving Countries	Sending Countries
Macro-Level Factors (State)	<ul style="list-style-type: none">• Political Selectivity (Bilateral Agreements)	<ul style="list-style-type: none">• Migration Policies (Promotion vs. Restrictions)• Political Selectivity (Bilateral Agreements)
Meso-Level Factors (Society)	<ul style="list-style-type: none">• Social Selectivity (National Stereotypes)	<ul style="list-style-type: none">• Social Legitimacy (Women's High LFPR, High Internal Migration)• Social Networks
Micro-Level Factors (Individuals)	<ul style="list-style-type: none">• Employers' Selectivity (National Stereotypes)	<ul style="list-style-type: none">• Women's Autonomy

Bans & Restrictions on Women's Migration



- **Minimum Age Restrictions**
 - Women's Minimum Age is Higher than Men's
 - 30 years in India
 - 35 years in Pakistan
- **Bans on Domestic Workers and Entertainers**
 - Pakistan (1988)
 - Philippines (1988)
 - India (the late 1990s)
 - Viet Nam (from the 1980s to 1999)
 - Bangladesh (the 1980s, 1998, and 2008)
 - Sri Lanka (2007- later repealed)
- **“Protecting Unskilled Women from Abuse”**
- **“Maintaining the State Dignity”**



New Policy Shifts

Bans to Maintain Children's Well-Being

- **Sri Lanka (2007): Ban on the Migration of Women with Small Children Under Age 5.** (Later Repealed)

“The Government was Taking Steps to Restrict the Migration of Sri Lankan Mothers into Foreign Employment, as a Means of Ensuring the Welfare of Their Children.”

By the Minister for Child Development and Women's Empowerment (IPS News, 2007)

Gender-Differentiated Impact of Migration




Children of Migrant Fathers

- Overall Well-Being is Comparable to Non-Migrants' Children (Battistella & Conaco, 1998; SMC, 2004)

Children of Migrant Mothers

- **Lower Educational Attainment**
 - Sri Lanka (Save the Children, 2006)
 - 83% of children with migrant mothers scored 50 points or lower in the final exam
- **More Psychological Problems**
 - Loss of Appetite – Up by 22.1% in <Age 6
 - Temper Tantrums – Up by 22.6% in Age 6-14

Why Differentiated Impact?



- **Children's Strong Psychological & Emotional Attachment to Their Mothers**
- **Mothers' High Level of Involvement in Education**
- **Fathers' Maladjustment in New Gender Roles**
 - Housework & Childcare → Elder Children
 - Child Neglect
 - Child Abuse
- **Lack of Social Support in Child Care**

Female Brain Drain and Human Development



OECD Report (2007)

A Negative Impact of Emigration of Highly Skilled Women on 3 Key Indicators in Origin Countries

- Infant Mortality
- Under- Age 5 Mortality
- Secondary School Enrolment

Policy Challenges in Origin Countries



- **Support Programs for Husbands**
 - Better Access to Public Childcare Services
 - Pre-Departure Orientations for Husbands
 - Counseling
- **More Child-Focused Programs**
 - Counseling
 - Training for Teachers (SMC, 2004)
- **More Child Shelters**
 - Protect the Victims of Child Neglect & Abuse



Conclusion

- **The “Undesirable” Impact of Female Migration vs. Freedom of Movement as a Human Right**
- **Sharing Social Costs**
 - Promote Transitional Programs? (e.g. Canada’s LCP)
 - Allocate Migration-Specific ODA to Origin Countries?
 - Employers’ Roles?
- **Human Development Perspective in Migration Policy Debates**
 - Migration Not Only as a Tool for Economic Development
 - Need for A More Holistic View – Human Development Perspective – in Migration Policy Debates